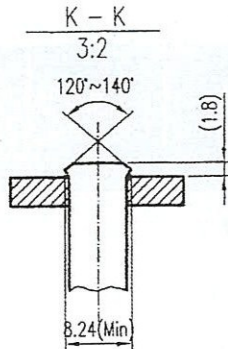
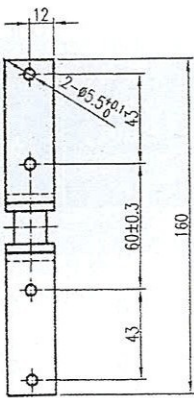
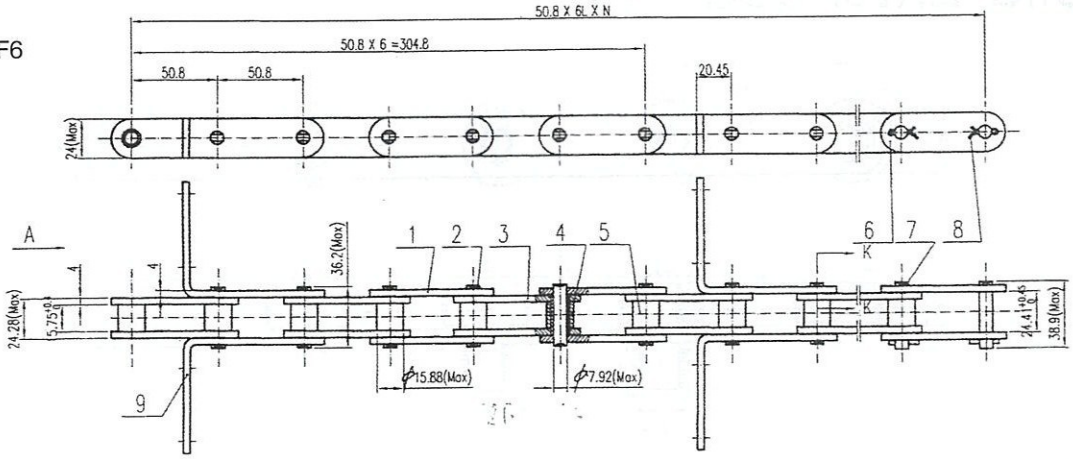


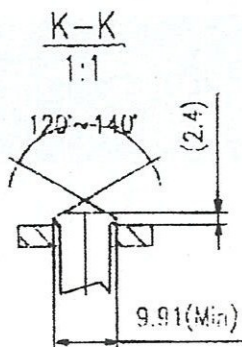
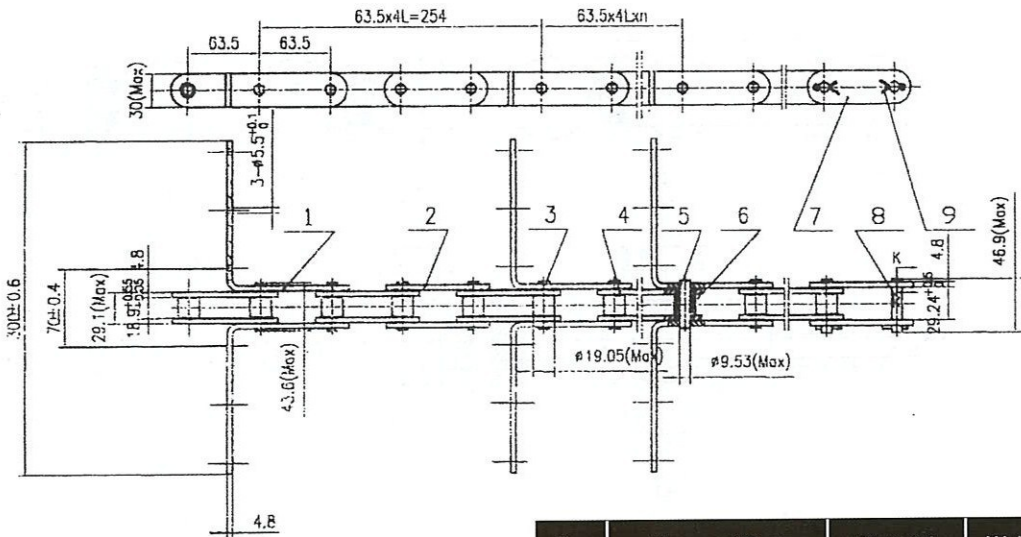
Rice Mill Conveyor Chain

C2080HF6



No.	Name of Part	Material	Weight
1	Pin Link Plate	45Mn	48.5g
2	Pin	20CrMnMo	14.0g
3	Roller Link Plate	45Mn	45.0g
4	Bushing	10	8.68g
5	Roller	10	12.0g
6	CL Pin Link Plate	45Mn	48.5g
7	Connecting Pin	20CrMnMo	14.9g
8	Cotter Pin		
9	Attachment Plate	45Mn	103g

C2100HF2



No.	Name of Part	Material	Weight
1	Attachment Plate	45Mn	251.9g
2	Pin Link Plate	45Mn	91.569g
3	Pin	20CrMnMo	23.6g
4	Roller Link Plate	45Mn	86.128g
5	Bushing	10(20)	15.77g
6	Roller	10	19.02g
7	CL Pin Link Plate	45Mn	91.332g
8	CL Pin	20CrMnMo	25.07g
9	Cotter Pin		